

COVID-19 DAILY STATISTICS**RUTHERFORD COUNTY**

Data Source: Foothills Health District

AUGUST 14, 2020

Total Tested	9,359
Total Negative Tests	8,278
Total Pending Tests	229
Total Positive Tests	852
Percent Positive of Individuals Tested	9.1%
Households Affected	565

Breakdown of Positive Tests

Quarantined at Home	160
Quarantined at Hospital	17
Ages (25-49)	1
Ages (50-64)	8
Ages (65+)	8

Total Active Positives 177

Out of Quarantine	658
Deceased - Total	17
Ages (25-49)	1
Ages (50-64)	4
Ages (65+)	12

Breakdown of Positive Cases by Category

Female	446
Male	406
Ages (0-17)	76
Ages (18-24)	107
Ages (25-49)	326
Ages (50-64)	218
Ages (65+)	125
28018 (Bostic)	47
28020 (Caser)	1
28040 (Ellenboro)	58
28043 (Forest City)	274
28114 (Mooresboro)	68
28139 (Rutherfordton)	286
28160 (Spindale)	79
28167 (Union Mills)	23
28746 (Lake Lure)	16
American Indian	2
Asian	3
Black	176
Hispanic	94
Pacific Islander	1
White	576

ESTADISTICAS DIARIAS DEL COVID-19**CONDADO DE RUTHERFORD**

Fuente De Informacion: Distrito de Salud Foothills

AGOSTO 14, 2020

Total de Examinados	9,359
Total de Casos Negativos	8,278
Total de Casos Pendientes	229
Total de los Casos Positivos	852
Porcentaje Positivo de Individuos Evaluados	9.1%
Hogares Afectados	565

Desglose de los Exámenes Positivos

Cuarentena en el Hogar	160
Cuarentena en el Hospital	17
Edades (25-49)	1
Edades (50-64)	8
Edades (65+)	8

Total De Casos Positivos Activos 177

Fuera de la Cuarentena	658
Muertes - Total	17
Edades (25-49)	1
Edades (50-64)	4
Edades (65+)	12

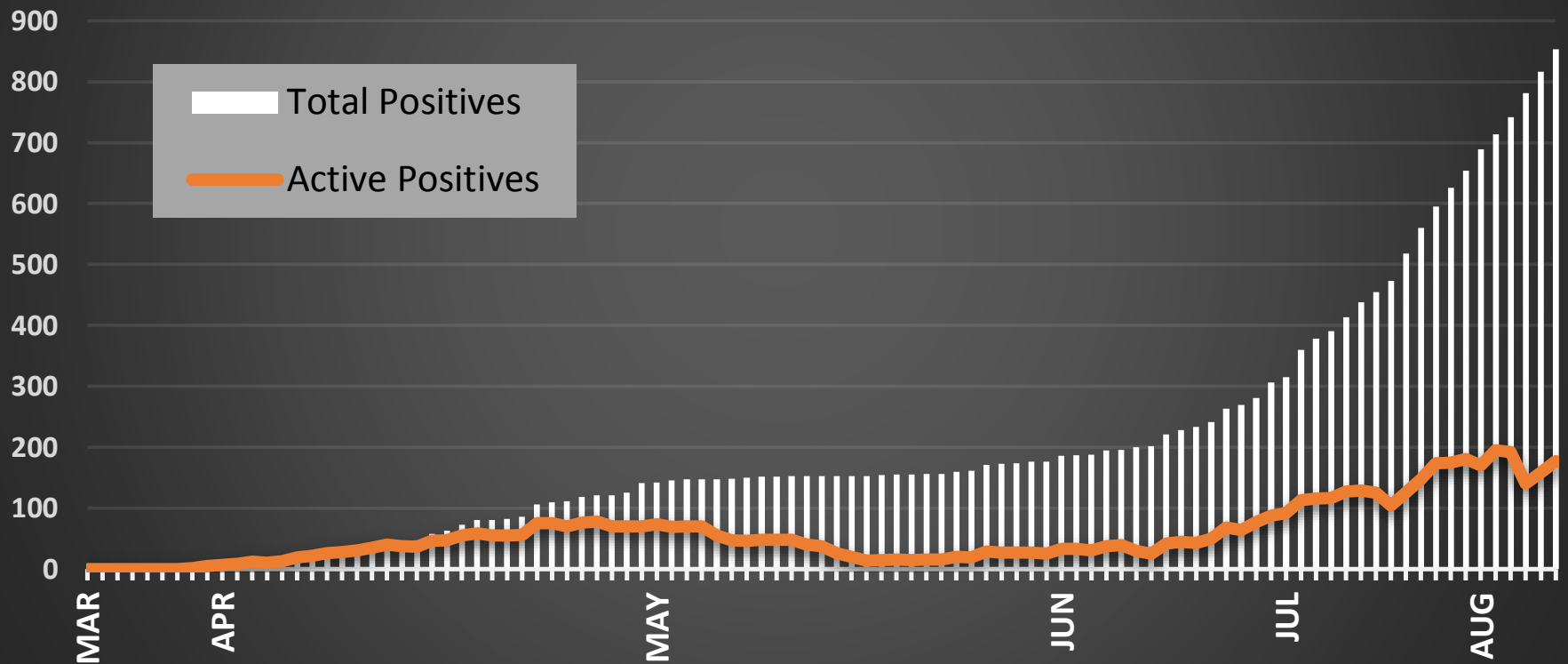
Desglose de Casos Positivos por Categoría

Hembras	446
Machos	406
Edades (0-17)	76
Edades (18-24)	107
Edades (25-49)	326
Edades (50-64)	218
Edades (65+)	125
28018 (Bostic)	47
28020 (Caser)	1
28040 (Ellenboro)	58
28043 (Forest City)	274
28114 (Mooresboro)	68
28139 (Rutherfordton)	286
28160 (Spindale)	79
28167 (Union Mills)	23
28746 (Lake Lure)	16
Indio Americana	2
Asiático	3
Negra	176
Hispana	94
Isleño del Pacífico	1
Blanca	576

TOTAL VS. ACTIVE POSITIVE CASES

Rutherford County - COVID-19

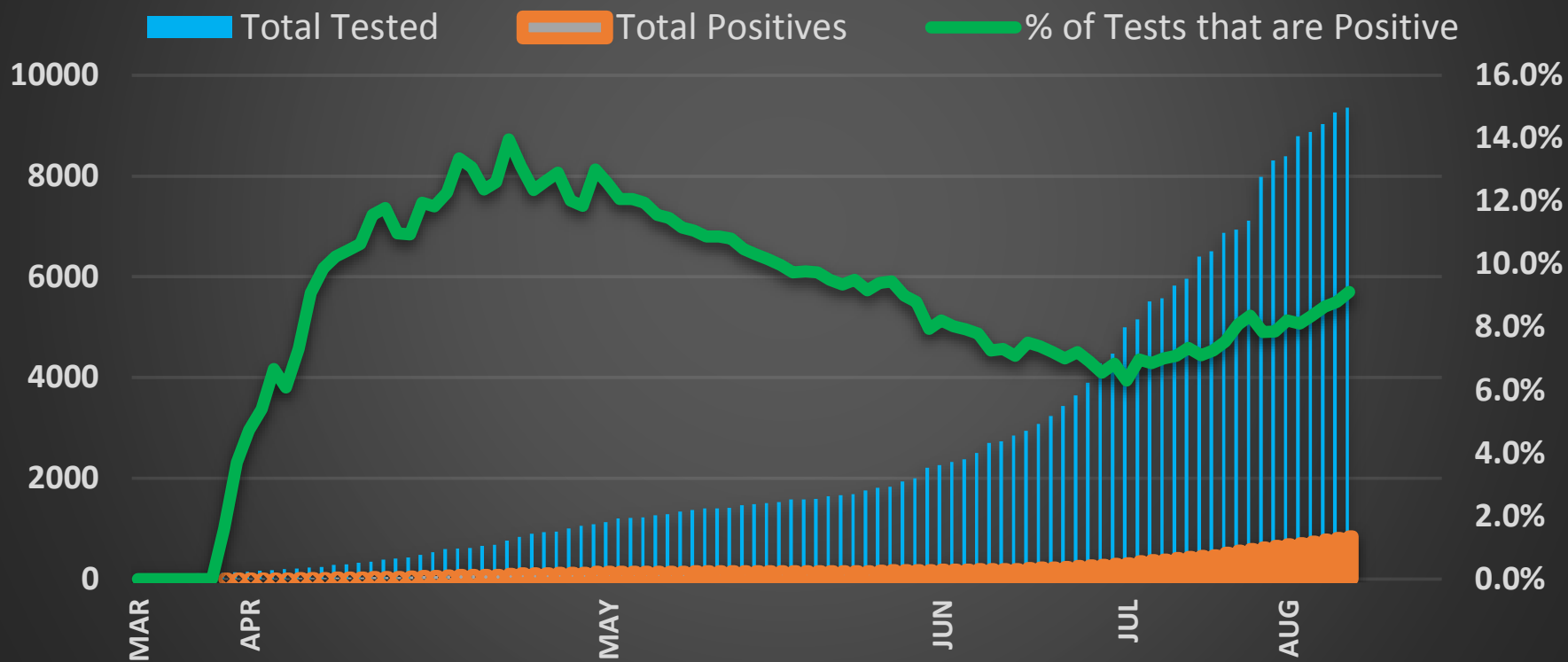
Updated: 08-14-20



% OF TESTS THAT ARE POSITIVE

Rutherford County - COVID-19

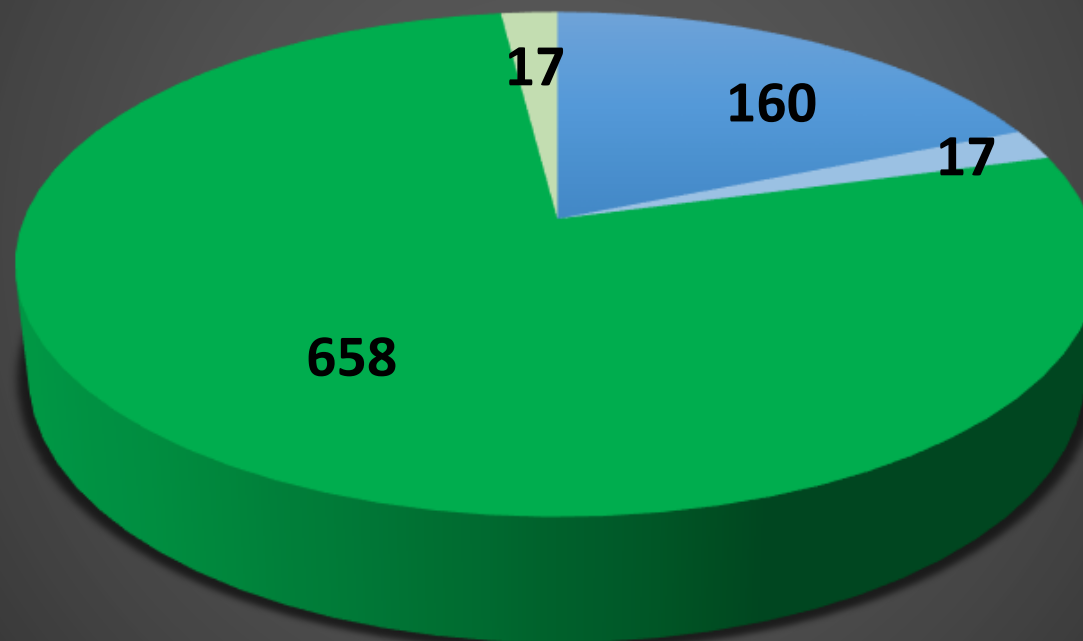
Updated: 08-14-20



STATUS OF POSITIVE CASES

Rutherford County- COVID-19

Updated: 08-14-20

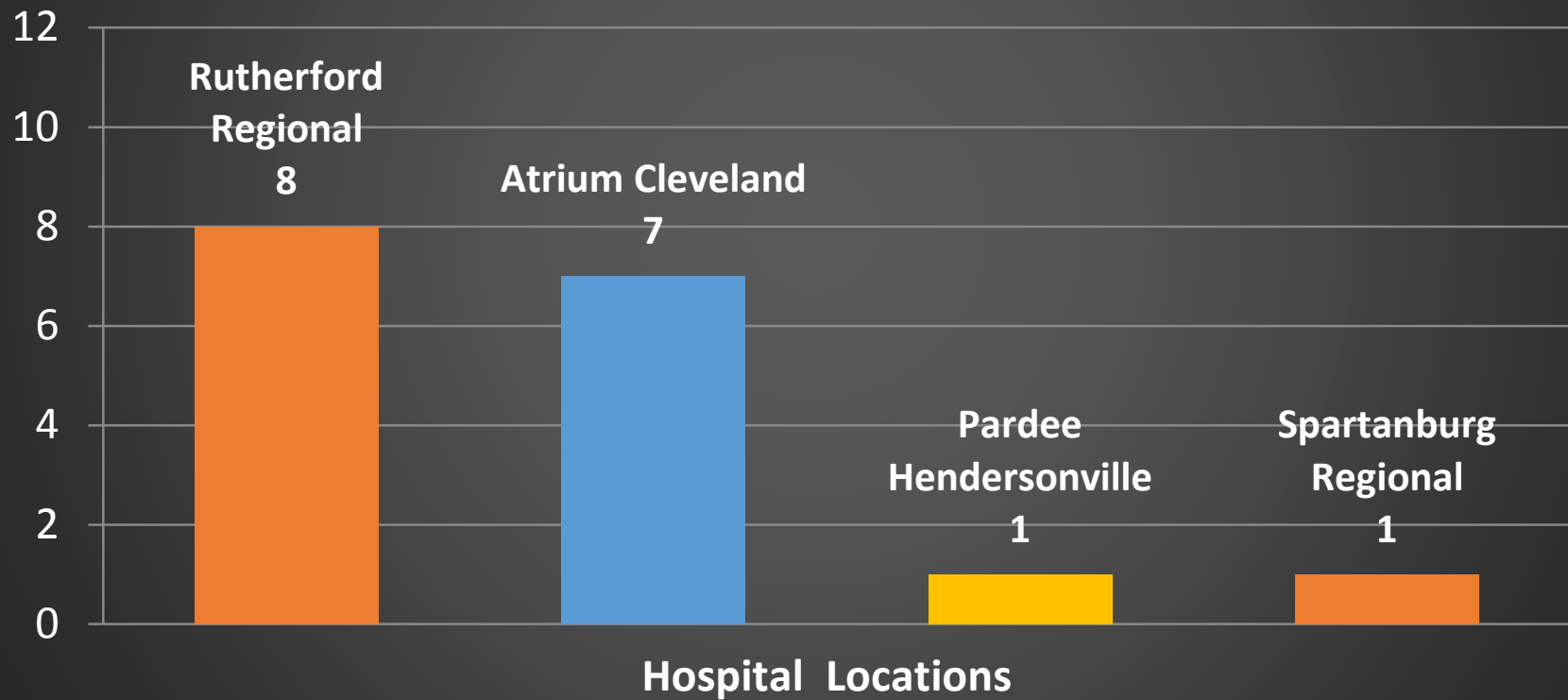


■ Quarantined ■ Hospitalized ■ Out of Quarantine ■ Deceased

CURRENT HOSPITALIZATIONS

Rutherford County- COVID-19

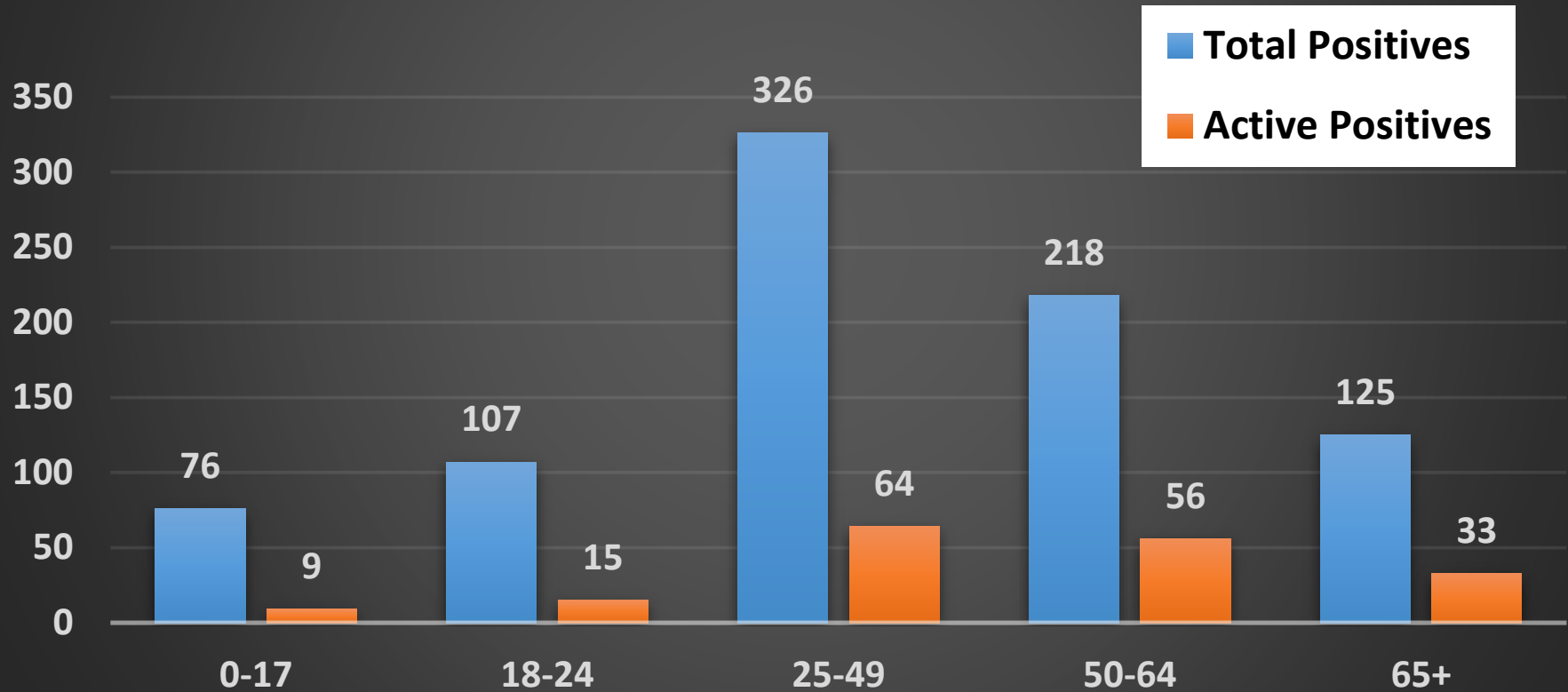
Updated: 08-14-20



AGE RANGES

Rutherford County- COVID-19

Updated: 08-14-20



ZIP CODE DISTRIBUTION

Rutherford County- COVID-19

Updated: 08-14-20

